

Bloomberg remote

Preliminary information

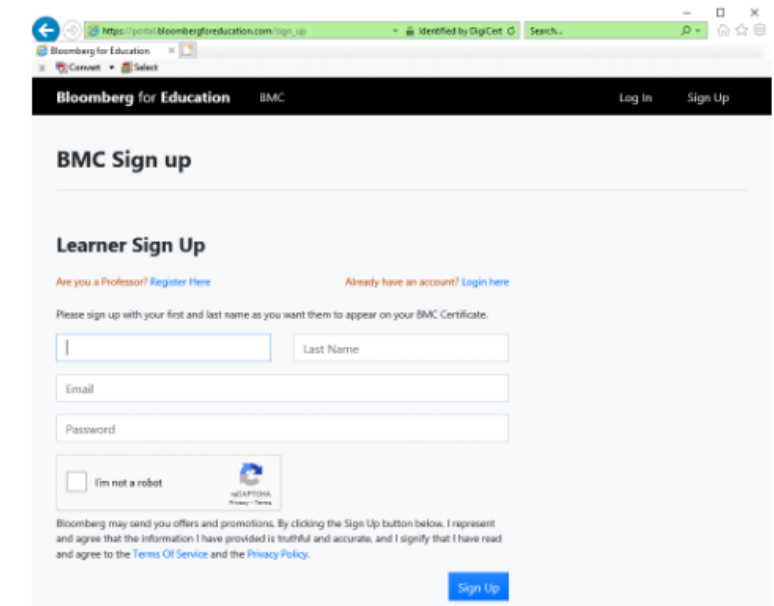
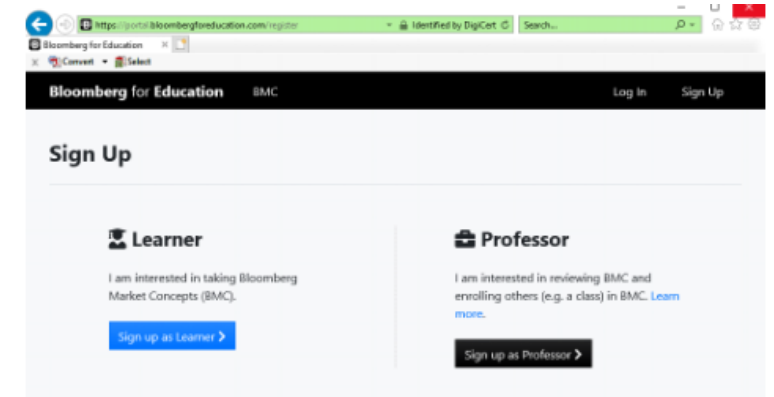
- If you already have Terminal logins (created via the tradingroom (4209)), **skip to Step 4**
- Please contact helptradingroom@escp.eu if you have any issue during the process

Step 1 : Create Bloomberg for Education Login

- Go to portal.bloomberforeducation.com
- Create **Learner account**

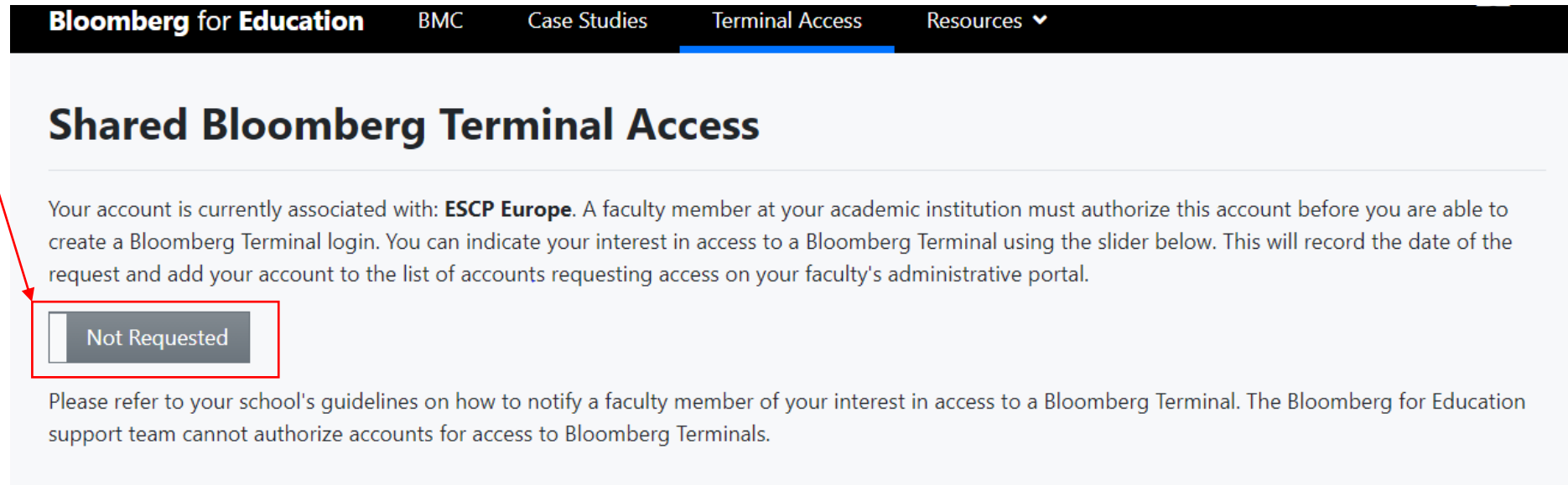
- Sign up with **school email**

- Verify your address by clicking on the email verification link you will have received after signing up



Step 2 : Create Bloomberg Terminal Login

- Go to portal.bloomberforeducation.com
- Sign in
- Open **Terminal Access tab**
- Input required information
- Request the access by clicking on the button below



Bloomberg for Education BMC Case Studies **Terminal Access** Resources ▾

Shared Bloomberg Terminal Access

Your account is currently associated with: **ESCP Europe**. A faculty member at your academic institution must authorize this account before you are able to create a Bloomberg Terminal login. You can indicate your interest in access to a Bloomberg Terminal using the slider below. This will record the date of the request and add your account to the list of accounts requesting access on your faculty's administrative portal.

Not Requested

Please refer to your school's guidelines on how to notify a faculty member of your interest in access to a Bloomberg Terminal. The Bloomberg for Education support team cannot authorize accounts for access to Bloomberg Terminals.

Step 3 : Wait for Administrative Approval

- The approval should happen within 5 Business days
- After 5 Business days, go to Step 4, you should be able to log in to the Bloomberg Terminal

Step 4 : Book a given license on Affluences

- Licences are shared between many students
- To make sure every students can access this service, during Business Days, you will need to book a slot on a given PC (anyone of them, it does not matter). To do so:
 - Download the Affluences App (google play store, apple store) or via the [link](#) (Paris République Library pages on the intranet MySchool)
 - Go to ESCP BS Paris / République
 - Click on Book
 - Select Software and then one of the Bloomberg PCs
 - Select the date and time of use
- Please note that this is only available for students, registered in the Paris campus
- Any abuse (long term non booked logins during Business Days, transfer of accounts to students from other campuses) will be punished
- During non-business hours, first come, first served

Step 5 : Connect to your session

- Go to bba.bloomberg.net
- Sign in with **Bloomberg Terminal Username**
- Verify identity via code received via email/phone
- Select « Launch with browser »
- If the Terminal is not available, it means that somebody is using it. You will need to come back later and sign in again.